

Ofy
Meeting Chair

asset
space becomes place

OFY

Technical information



Other documents available for this product

User manual for OFY task and executive chairs
NARBUTAS product care guide

10 year Warranty

See Warranty statement



Technical information

Types

- Executive chair (1)
- Task chair (2)
- Visitor chair (3)

1



2



3



Executive, Task, Low-back task chair

Seat

- Fixed seat and depth-adjustable (60 mm run range) seat options;
- Seat frame made of black PA (nylon), reinforced with fiberglass;
- Soft seat part is made of polyurethane (PU) and can be upholstered with different class fabrics.

Backrest

- Available in low, medium and high backrest version;
- Inner part made of black and grey PA (nylon) reinforced with fiberglass;
- For high backrest version bent plywood is used with inner part and metal fittings;
- Backrest upholstered with soft polyurethane (PU) and fabric;
- Assembled with metal fittings.

Lumbar support

- Height-adjustable (90 mm run range);
- Covered inside backrest;
- Made of black polypropylene (PP) plastic;
- Adjustable with integrated lever / knob, made of black or grey polypropylene (PP) plastic.

Armrests (optional)

- Integrated non-adjustable armrest made of black or grey PA (nylon), reinforced with fiberglass;
- Fixed armrests made of black or grey PA (nylon), reinforced with fiberglass;
- 1D (one direction) adjustable armrests made of black or grey PA (nylon), reinforced with fiberglass;
- 1D armrests: height-adjustable (100 mm run range);
- 3D (three directions) adjustable armrests made of black or grey PA (nylon), reinforced with fiberglass;
- 3D armrests height adjustable (100 mm run range), pad moves forward and backwards (50 mm run range) and rotates sideways (30 degrees both sides);
- 1D and 3D armrests' upper part is coated with PU (polyurethane) pads for a soft touch;
- Armrests always match the colour of frame and plastic base.

Mechanism

- Weight sensitive synchro-mechanism with or without seat dept adjustment;
- 5 locking positions;
- Lockable in working position by integrated lever;
- Height adjustment controlled by integrated lever;
- Mechanism outer body and backrest connection made out of black or grey PA (nylon) reinforced with fiberglass;
- Mechanism housing and inner parts made of powder-coated steel and aluminium.

Gas lift

- Black;
- 110 mm run range;
- Maximum load up to 110* kg.

*Tested according to standard EN 1335-2:2018 which assures that chairs are able to withstand the load up to 110 kg. Exceeding this limit or careless activity with the product may result in damages or injuries.

Base

- Five-star, made of black or grey PA (nylon) reinforced with fiberglass or polished die-cast aluminium;
- External Ø700 mm.

Castors

- Rubber-free wheel castors for hard floor, Ø65 mm;
- PA (polyamide) free wheel castors for soft floor, Ø65 mm;
- Rubber self-braking castors for hard floor, Ø65 mm;
- PA (polyamide) self-braking castors for soft floor, Ø65 mm.

Visitor chair

Seat

- Seat frame made of black PA (nylon), reinforced with fiberglass;
- Soft seat part is made of polyurethane (PU) and can be upholstered with different class fabrics;
- Maximum load up to 110* kg.
- *Tested according to standard EN 16139:2013, which assures that chairs are able to withstand the load up to 110 kg. Exceeding this limit or careless activity with the product may result in damages or injuries.

Backrest

- Available only with low backrest;
- Inner part made of black and grey PA (nylon), reinforced with fiberglass;
- Backrest upholstered with soft polyurethane (PU) and fabric;
- Assembled with metal fittings.

Armrests (optional)

- Integrated non-adjustable armrest is made of black or grey PA (nylon), reinforced with fiberglass;
- Fixed armrests made of black or grey PA (nylon) reinforced with fiberglass;
- Armrests always match the colour of frame and plastic base.

Mechanism

- Constant tilt mechanism, no locking;
- Adapter made of black or grey PA (nylon) reinforced with fiberglass;
- Backrest connection plate made of steel plate;
- Mechanism made out of PA (nylon) reinforced with fiberglass and steel inner parts.

Bases

- Pyramid-type base is made of black or grey powder-coated aluminium;
- Preassembled with steel swiveling cone;
- External Ø670 mm.

Castors

- Rubber-free wheel castors for hard floor, Ø50 mm;
- PA (polyamide)-free wheel castors for soft floor, Ø50 mm.

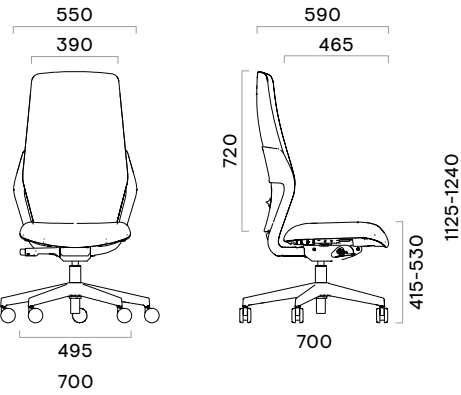
Glides

- Glides for soft floor made of polypropylene (PP) plastic;
- Glides for hard floor with felt pads.

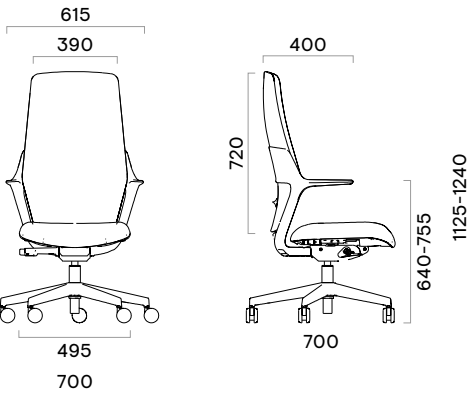
Range

Executive chair*

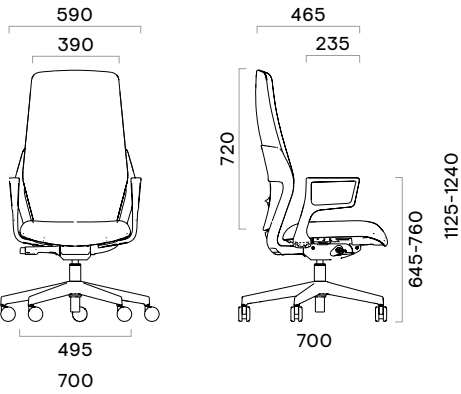
No armrests



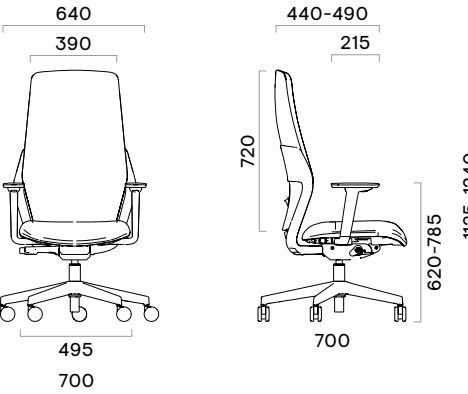
Integrated armrests



Fixed armrests

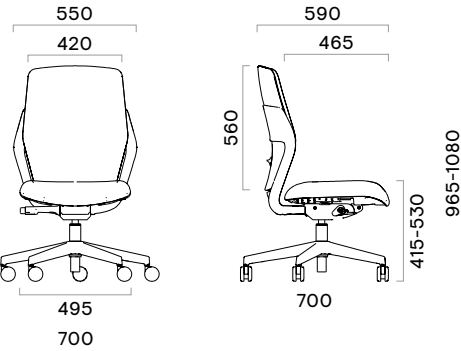


Adjustable armrests

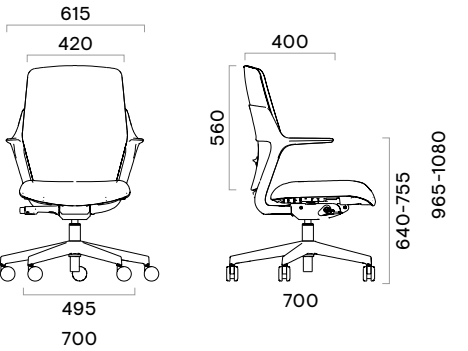


Task chair*

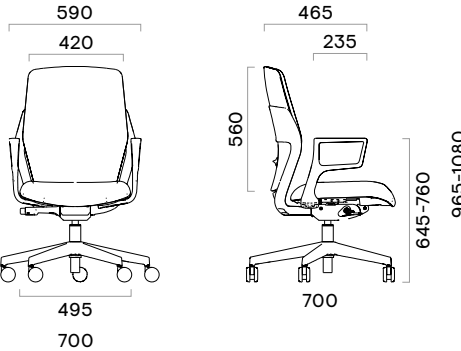
No armrests



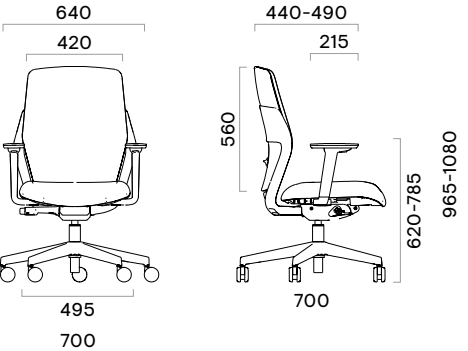
Integrated armrests



Fixed armrests

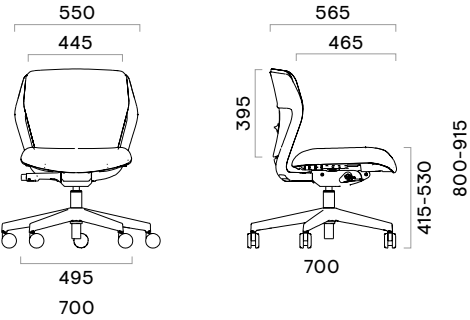


Adjustable armrests

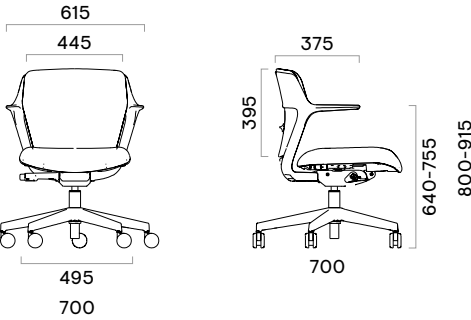


Low-back task chair*

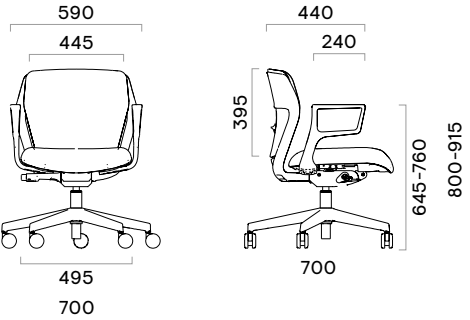
No armrests



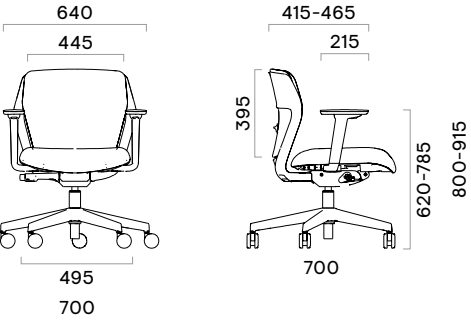
Integrated armrests



Fixed armrests



Adjustable armrests

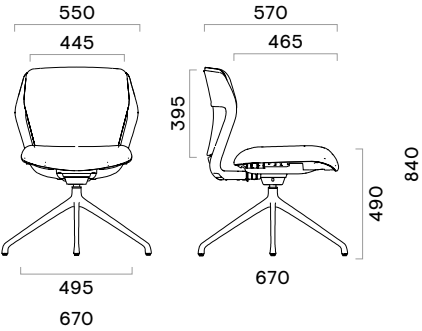


PLEASE NOTE: The height of Executive and Task chairs is indicated according to EN 1335-1:2020+A1:2022 standard, which is measured in the middle of the seat with 60 kg pressing.

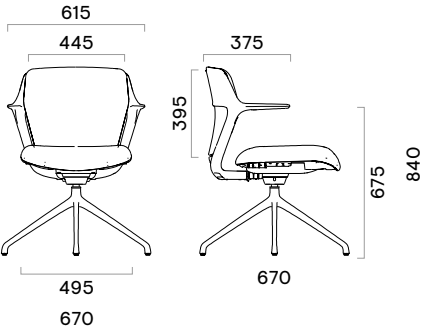
* Seat height is 410-520 mm for chairs with fixed seats.
Seat height is 420-530 mm for chairs with sliding seats.

Visitor chair with glides

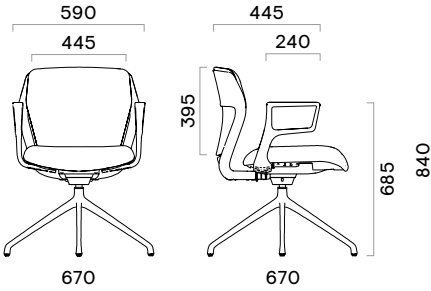
No armrests



Integrated armrests

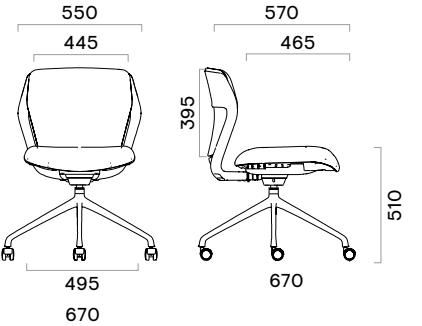


Fixed armrests

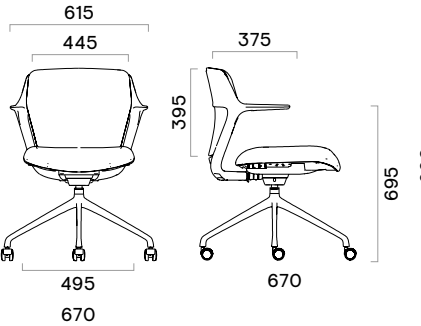


Visitor chair with castors

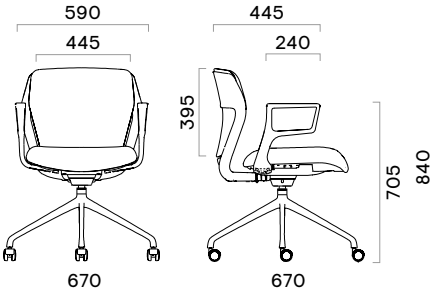
No armrests



Integrated armrests




Fixed armrests



PLEASE NOTE: Visitor chair height is indicated by external dimensions.

Additional information



- Executive and Task chairs arrive partly assembled - base, castors, and gas lift are not assembled.
- Visitor chairs arrive fully assembled.
- Fixed armrests can be bought separately. They are suitable for a chair without armrests or when replacing 1D / 3D armrests.
- Fixed armrest assembly: armrests have to be screwed into the furthest holes as shown in the illustration below.



Options of armrests

Options	No armrest	Integrated	Fixed	1D	3D
Executive	✓	✓	✓	✓	✓
Task	✓	✓	✓	✓	✓
Visitor	✓	✓	✓	✗	✗

Functions of armrests

Functions	1D	3D
	 With PU pads	 With PU pads
Height adjustment (100 mm run range)	✓	✓
Top moves forward and backwards (50 mm run range)	✗	✓
Top rotates (30 degrees to both sides)	✗	✓

