

**Sandie**  
Meeting Chair

**asset**  
space becomes place

# SANDIE

Technical information



# Other documents available for this product

- User manual for SANDIE executive, task and meeting chairs
- User manual for SANDIE lounge chairs
- NARBUTAS product care guide

## 10 year Warranty

See Warranty statement



## Technical information

### Types

- Executive chair (1)
- Task chair (2)
- Meeting chair (3)
- High back lounge chair (4)
- Low back lounge chair (5)

1



2



3



4



5a



5b



## Executive / Task / Meeting chair

### Backrest

- Steel frame moulded with polyurethane
- Upholstered with fabric

### Seat

- Insert moulded with polyurethane
- Upholstered with fabric

### Mechanism

- Weight-sensitive synchro-mechanism
- Three locking positions adjusted by an integrated lever
- Maximum backrest tilt angle: 18°, maximum seat tilt angle: 6°
- Backrest connection part made of steel
- Black outer shell made of plastic

### Gas lift

- Chromed or black
- 135 mm run range
- Maximum load of up to 110\* kg

\*Tested according to standard EN 16139:2013, which assures that chairs can withstand a load of up to 110 kg. Exceeding this limit or careless activity with the product may result in damage or injury.

### Base

- 5 star with polished or black painted aluminium
- External Ø735 mm

### Castors

- Rubber-free wheel castors for hard floor, Ø65 mm
- Polyamide (PA) free wheel castors for soft floor, Ø65 mm
- Rubber self-braking castors for hard floor, Ø65 mm
- Polyamide (PA) self-braking castors for soft floor, Ø65 mm

## High-back lounge chair

### Backrest

- Steel frame moulded with polyurethane
- Upholstered with fabric

### Seat

- Insert moulded with polyurethane
- Rigid polyurethane bottom cover
- Upholstered with fabric

### Mechanism

- Hidden inside the seat
- Weight-sensitive synchro-mechanism
- Three locking positions adjusted by side lever (finished in chrome)
- Maximum backrest tilt angle: 16°
- Backrest connection part made of steel
- Mechanism made of aluminium

### Cylinder

- Fixed-height cylinder with dampening effect
- Chromed or black

### Base

- 4 star with polished or black painted aluminium
- External Ø880 mm

Low-back lounge chair

Seat and back

- Steel frame moulded with polyurethane
- Upholstered with fabric

Seat cushion

- Made of polyurethane
- Upholstered with fabric
- Attached with velcro

Mechanism (only with 4 star base)

- Fixed mechanism
- Polished or black
- Height adjustment with side lever (finished in chrome)

Gas lift (only with 4 star base)

- Chromed or black
- 100 mm run range
- Maximum load of up to 110\* kg

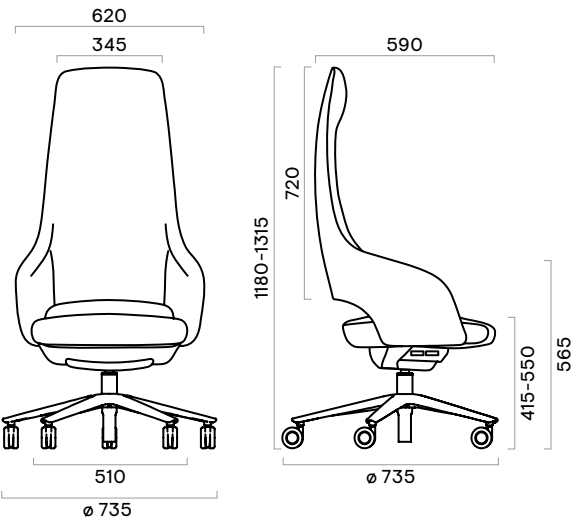
\*Tested according to standard EN 16139:2013, which assures that chairs can withstand a load of up to 110 kg. Exceeding this limit or careless activity with the product may result in damage or injury.

Base

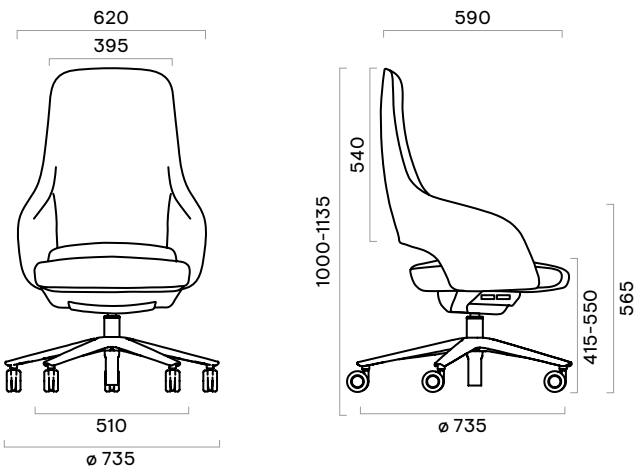
- Powder-coated steel frame, Ø12 mm rod, plastic glides with or without felt for hard and soft floor
- 4 star with polished or black painted aluminium
- External Ø880 mm

Range

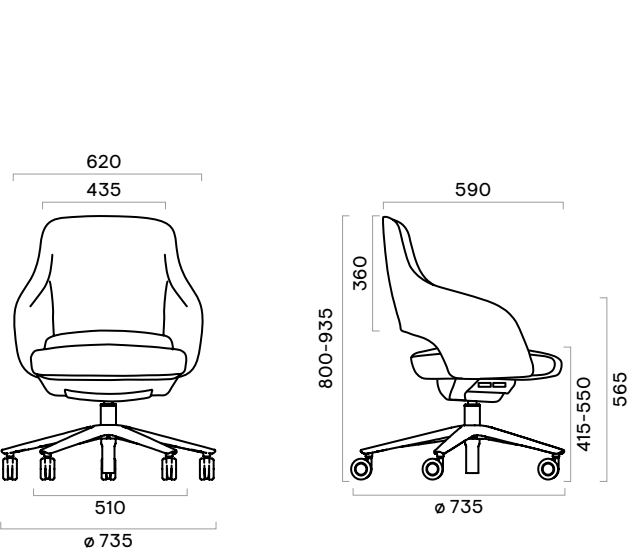
Executive chair



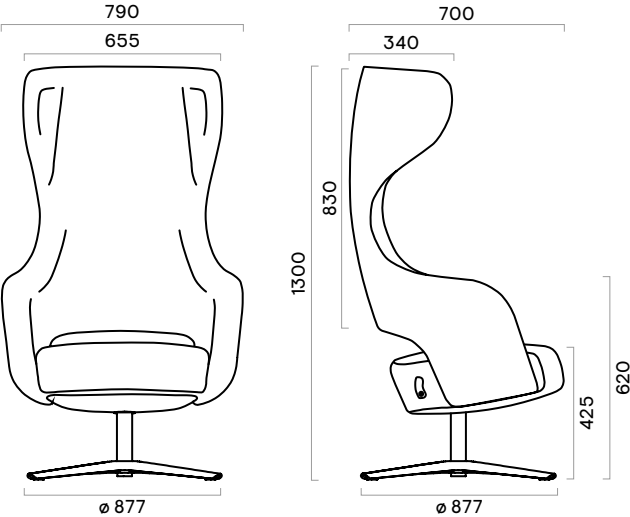
Task chair



Meeting chair

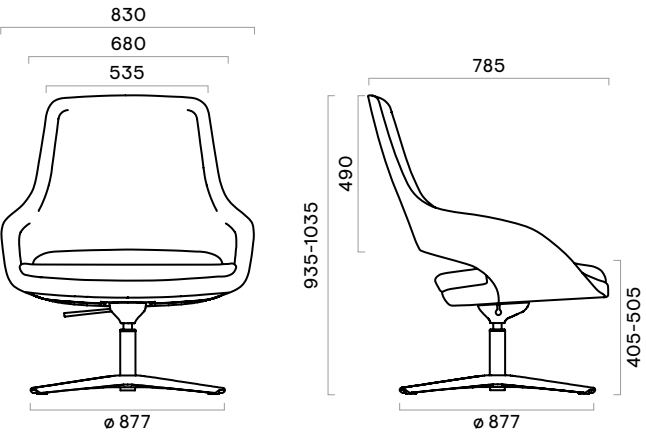


High-back lounge chair



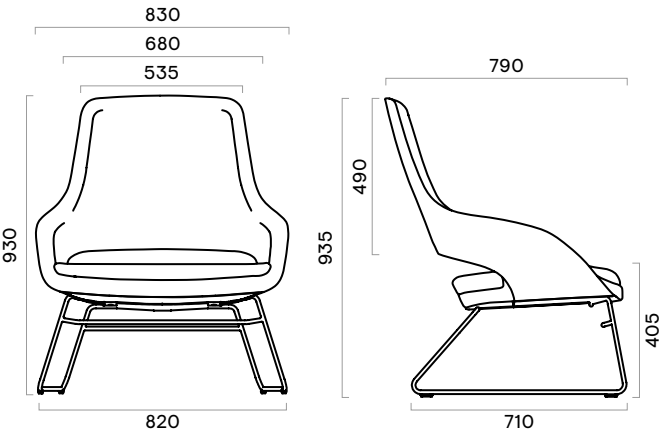
Low-back lounge chair

4 star base



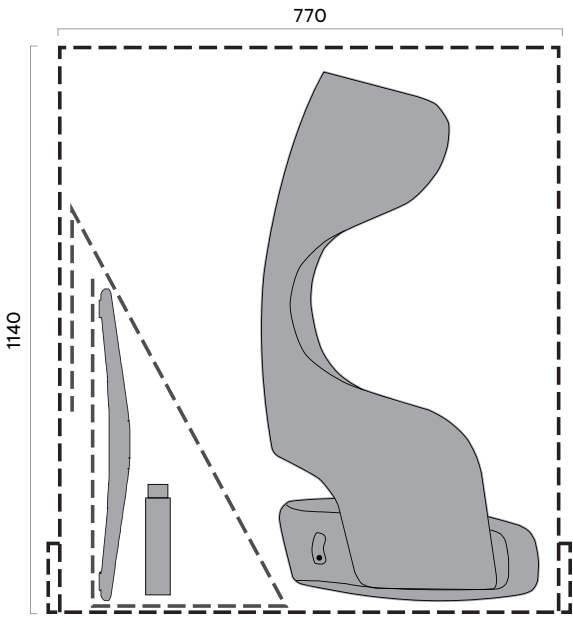
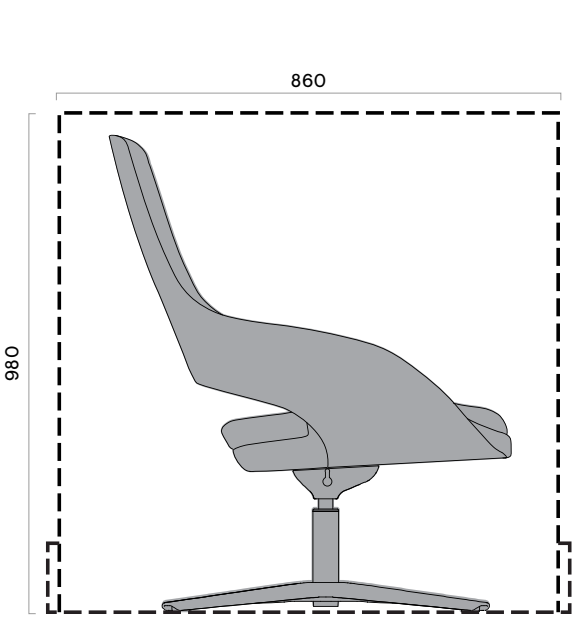
Low-back lounge chair

Wire steel frame with glides

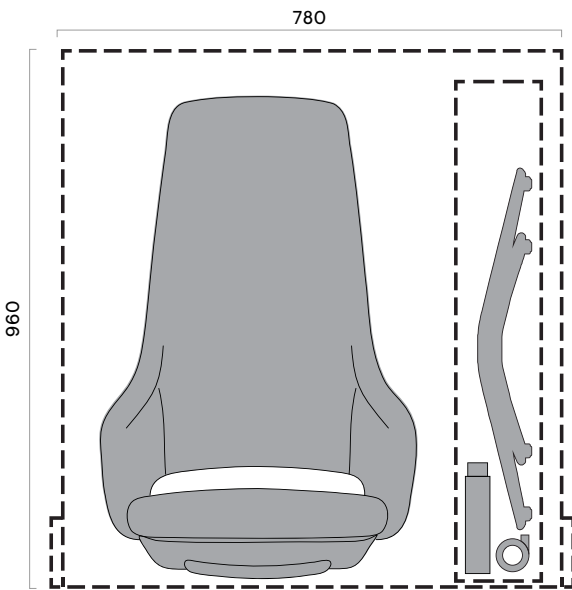


# Additional information

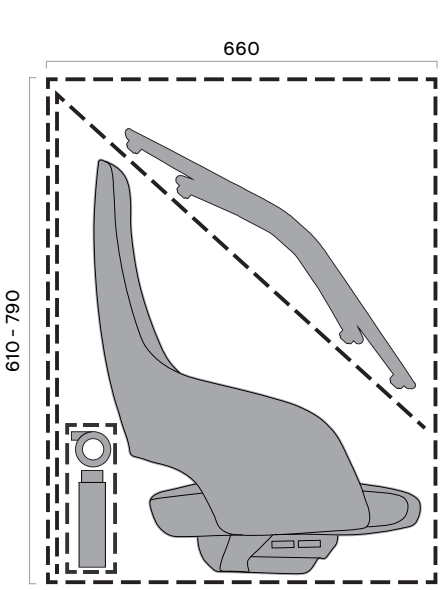
- The low-back lounge chair with a steel frame and 4 star base arrives fully assembled.
- The high-back lounge chair with a 4 star base arrives partly assembled. The base, castors and gas lift are not assembled.



- The Executive/ Task/ Meeting chairs arrive partly assembled. The base, castors and gas lift are not assembled.



Executive chair



Task chair and Meeting chair



**Sandie**  
Meeting Chair

**asset**  
space becomes place