

Marina Panels

Open Booths

asset

space becomes place

**esPattio**

**TECHNICAL FEATURES**

**MARINA**

By Patrick Norguet





### Structure

Metal structure consisting of 4 legs (5 legs for sofa) made of Ø22mm steel tube, Ø18mm steel tube in the horizontal grid and a steel plate 3mm thick and 45mm wide. The internal structure or chassis is composed of Ø11mm steel rod and folded steel plates for fixing to the main structure.

### Panels

Structure made of 16 mm thick particle board (15 mm in curved panels) covered entirely with foam and then upholstered in our wide range of finishes. The set of panels is anchored to the structure by means of screws and joined together by means of a keyhole system.

### Table

Table complement. Structure formed by a 3 mm thick perimeter plate that follows the shape of the table. Ø40mm steel leg screwed to the structure which serves as a central support. Wooden top made of particle board covered with natural European oak with a thickness of 23 mm.

### Electrification

**Power outlet + USB A/C:** recessed electrification unit with a black finish. Low installation depth (approximately 5 cm). It provides access to a power outlet and a USB A/C port. It is available for international, UK and USA systems. It includes a 20 cm cable and a male Wieland GST18i3 connector. It does not include a power cable. Dimensions (h × ø): 7.4 × 7.1 cm (international system and UK system) / 5 × 8.9 cm (USA system).

### Coat rack

The series includes a coat rack that can be attached to the panels without the need for tools. It is made of 3 mm thick steel plate and a 70 mm diameter aluminium knob, both coated with epoxy paint. Both elements are joined together with a screw.

## **Packaging**

100% recyclable with inks with no solvents.

## **5-year warranty**

► [Warranty terms and conditions](#)

## **Maintenance and cleaning of products**

esPattio provides recommendations to the user so that their products always look new and in excellent condition.

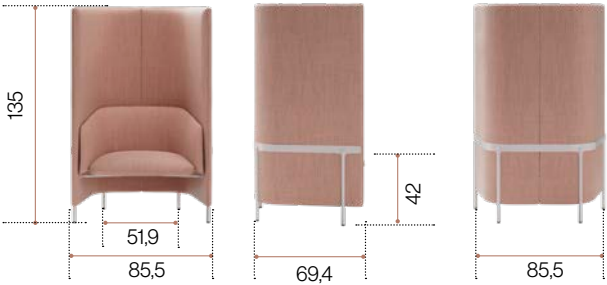
As a general rule, we recommend the use of environmentally friendly cleaning agents. Please follow the cleaning product manufacturer's instructions.

► [Information](#)

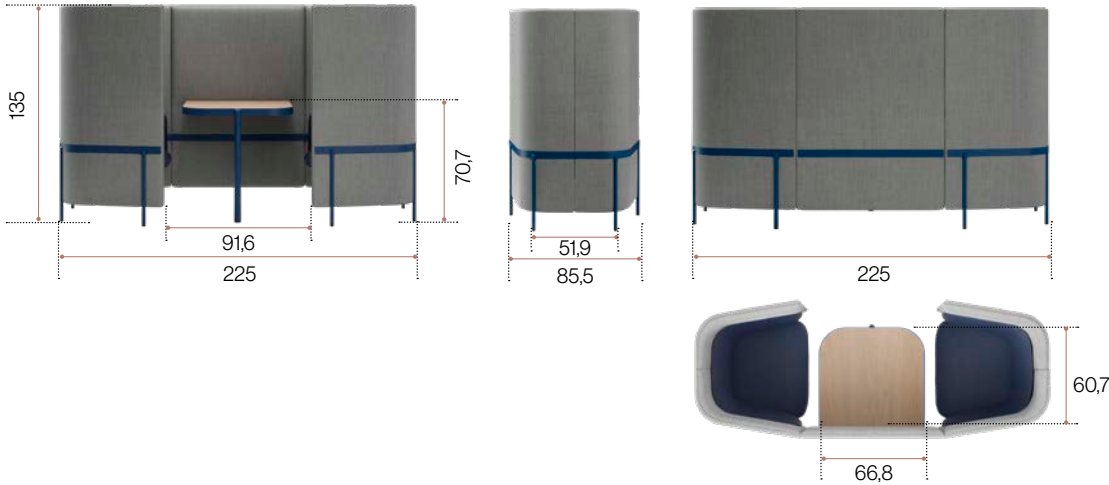
Dimensions

cm

Armchair with panel



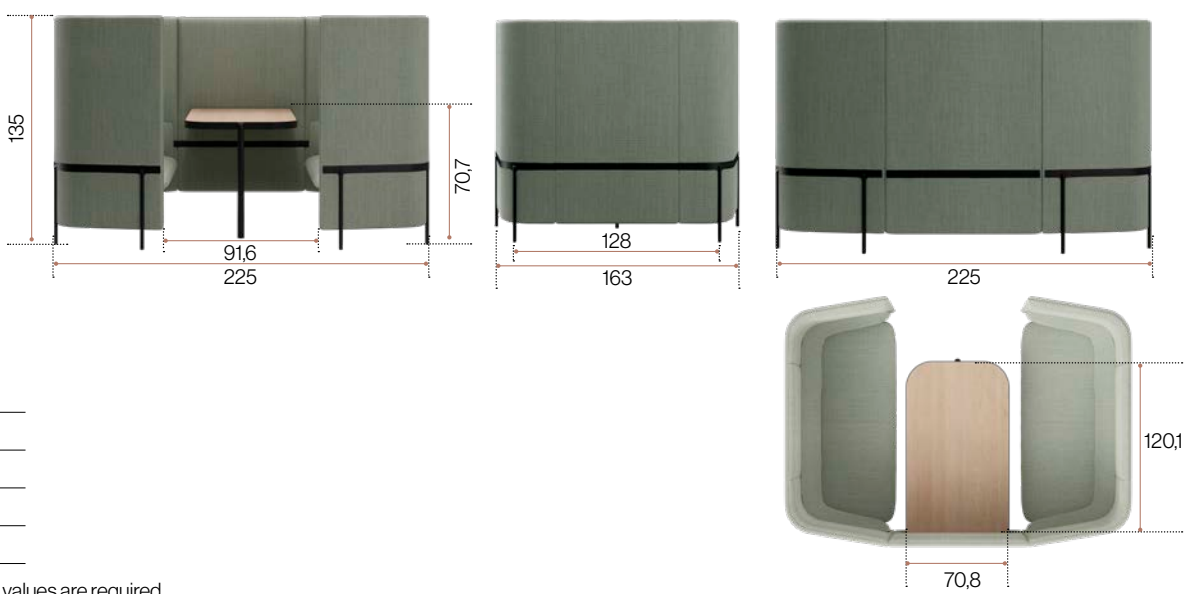
Facing armchairs with panel







Sofa with panel

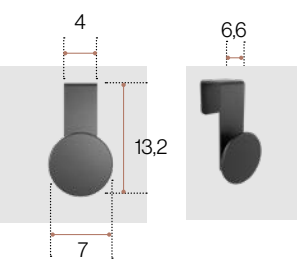


Facing sofas with panel



				
Armchair with panel	6,6 m	46,56	0,526	2
Facing armchairs with panel	15,2 m	106,94 - 142,80	1,098 - 1,168	5 - 8
Sofa with panel	9,9 m	75,80	0,928	2
Facing sofas with panel	21,8 m	165,43 - 210,82	1,901 - 2,005	5 - 8

These minimum and maximum dimensions depend on the chosen configuration. Please consult if specific values are required.



		
0,87	0,003	1

Power socket + USB A/C

STANDARD SYSTEM

UK SYSTEM

USA SYSTEM



Ø 60




Ø 60



Ø 80

Horizontal cable organiser fixed to cover



		
0,40	0,001	1

## Life cycle analysis



PMAD2

Raw Materials	kg	%
<b>Wood</b>	<b>42,39</b>	<b>55,04</b>
<b>Steel</b>	<b>18,45</b>	<b>23,95</b>
<b>Polyurethane</b>	<b>10,15</b>	<b>13,18</b>
<b>Upholsteries / Filling materials</b>	<b>5,99</b>	<b>7,78</b>
<b>Plastics</b>	<b>0,03</b>	<b>0,05</b>

**% Recycled Mat.= 16,29%**

**% Recyclable Mat.= 67,14%**

## Ecodesign

Results reached during the life cycle stages

## Materials

- Steel: 15%-99% recycled material.
- Wood: 70% of the wood material is recycled, has PEFC/FSC and complies within the E1 standard.
- Plastic: 30%-40% recycled material.
- Powder painting without COV emissions.
- Staff material without HCFC and certified by Okotext.
- Upholsteries without COV emissions and certified by Okotext.
- Packings: 100% recyclable with inks with no solvents.

## Production

- Raw materials use optimization. Board, upholstery and steel tubes cut.
- Renewable energies use, reducing the CO2 emissions (Photovoltaic pannels).
- Energy saving measures in all production process.
- COV global emission reduction of the production processes by 70%.
- Powder painting recovery of 93% of the non deposited painting.
- Glue removal from the upholstery.
- The facilities have an internal sewage for liquid waste.
- Green points at the factory.
- 100% waste recycling at production process and dangerous waste special treatment.

## Transport

- Cardboard use optimization of the packings.
- Cardboard and packing materials use reduction.
- Flat packings and small bulks to optimize the space.
- Solid waste compacter which reduces transport and emissions.
- Light volumes and weights.
- Transport fleet renewal reducing by 28% the fuel consumption.
- Suppliers area reduction. Local market power and less pollution at transport.

## Use

- Easy maintenance and cleaning without solvents.
- 5 year guarantee.
- The highest quality for materials to provide a 10 year average life of the product.
- Useful life optimization of the product due to a standardized and modular design.
- The boards with no E1 particle emission.

## End life

- Easy unpacking for the recyclability or compound reuse.
- Piece standardization for the use.
- Recycled materials used for products (% recyclability):
- Aluminium is 100% recyclable. Steel is 100% recyclable. Wood is 100% recyclable. Plastics are from 70 to 100% recyclable.
- With no air or water pollution while removing waste.
- Returnable, recyclable and reusable packing.

## Maintenance and cleaning guide

Lines for a correct cleaning and maintenance considering the different materials:

### Fabrics

- ① Vacuum often.
- ② Rub the dirty spot with a wet cloth with PH neutral soap.  
Test first on a hidden spot.
- ③ Dry foam for carpets can be alternatively used.

### Wooden - melamine pieces

- ① Rub the dirty spot with a wet cloth with PH neutral soap.  
Test first on a hidden spot.
- ② Do not use abrasive products under any circumstances.

### Metal pieces

- ① Rub the dirty spot with a wet cloth with PH neutral soap.  
Test first on a hidden spot.
- ② Polished aluminum parts can be restored with polish on a dry cotton cloth to restore their initial gloss conditions.

### Plastic pieces

- ① Rub the dirty spot with a wet cloth with PH neutral soap.  
Test first on a hidden spot.
- ② Do not use abrasive products under any circumstances.



